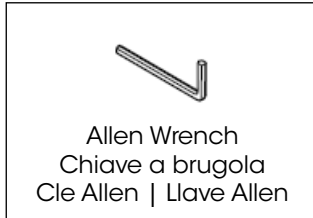



ARKET 4

Assembly Instruction

TOOLS



1. Arrange the Components
Disporre i Componenti




2. Fix the column over the cross, exactly like in the picture. Tighten the screw on the top.
Fissare la colonna sopra la crociera, esattamente come nell'immagine. Avvitare la vite.
(1pc M10x35)



ARKET 4

Assembly Instruction

3. Place the column over the base then tighten the screw (1pc M10x35)
Posizionare la colonna sopra la base e avvitare la vite (1pz M10x35)



4. Place the frame over the table top and then tighten the screws (4pcs 6x18)
Posizionare il telaio sopra il piano del tavolo e avvitare le viti (4pcs 6x18)

